

What you will learn about . . .

- Finite Limits as $x \rightarrow \pm\infty$
- Sandwich Theorem Revisited
- Infinite Limits as $x \rightarrow a$
- End Behavior Models
- “Seeing” Limits as $x \rightarrow \pm\infty$ and why . . .

Limits can be used to describe the behavior of functions for numbers large in absolute value.

2.2 Limits Involving Infinity

Finite Limits as $x \rightarrow \pm\infty$

The symbol for infinity (∞) does not represent a real number. We use ∞ to describe the behavior of a function when the values in its domain or range outgrow all finite bounds. For example, when we say “the limit of f as x approaches infinity” we mean the limit of f as x moves increasingly far to the right on the number line. When we say “the limit of f as x approaches negative infinity ($-\infty$)” we mean the limit of f as x moves increasingly far to the left. (The limit in each case may or may not exist.)

Looking at $f(x) = 1/x$ (Figure 2.9), we observe

(a) as $x \rightarrow \infty$, $(1/x) \rightarrow 0$ and we write

$$\lim_{x \rightarrow \infty} (1/x) = 0,$$

(b) as $x \rightarrow -\infty$, $(1/x) \rightarrow 0$ and we write

$$\lim_{x \rightarrow -\infty} (1/x) = 0.$$

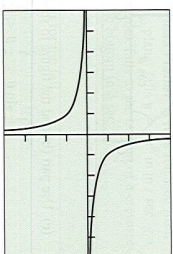


Figure 2.9 The graph of $f(x) = 1/x$.

We say that the line $y = 0$ is a **horizontal asymptote** of the graph of f .

DEFINITION Horizontal Asymptote

The line $y = b$ is a **horizontal asymptote** of the graph of a function $y = f(x)$ if either

$$\lim_{x \rightarrow \infty} f(x) = b \quad \text{or} \quad \lim_{x \rightarrow -\infty} f(x) = b.$$

The graph of $f(x) = 2 + (1/x)$ has the single horizontal asymptote $y = 2$ because

$$\lim_{x \rightarrow \infty} \left(2 + \frac{1}{x}\right) = 2 \quad \text{and} \quad \lim_{x \rightarrow -\infty} \left(2 + \frac{1}{x}\right) = 2.$$

A function can have more than one horizontal asymptote, as Example 1 demonstrates.

EXAMPLE 1 Looking for Horizontal Asymptotes

Use graphs and tables to find $\lim_{x \rightarrow \infty} f(x)$, $\lim_{x \rightarrow -\infty} f(x)$, and identify all horizontal asymptotes of $f(x) = x/\sqrt{x^2 + 1}$.

SOLUTION

Solve Graphically Figure 2.10a shows the graph for $-10 \leq x \leq 10$. The graph climbs rapidly toward the line $y = 1$ as x moves away from the origin to the right. On our calculator screen, the graph soon becomes indistinguishable from the line. Thus $\lim_{x \rightarrow \infty} f(x) = 1$. Similarly, as x moves away from the origin to the left, the graph drops rapidly toward the line $y = -1$ and soon appears to overlap the line. Thus $\lim_{x \rightarrow -\infty} f(x) = -1$. The horizontal asymptotes are $y = 1$ and $y = -1$.

continued

X	Y1
0	.0071
1	.9944
2	.9987
3	.9991
4	.9994
5	.9996
6	.9997

X	Y1
-6	-.9964
-5	-.9906
-4	-.9701
-3	-.9487
-2	-.8944
-1	-.7071
0	0

Figure 2.10 (a) The graph of $f(x) = x/\sqrt{x^2 + 1}$ has two horizontal asymptotes, $y = -1$ and $y = 1$. (b) Selected values of f (Example 1)

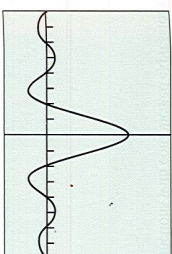


Figure 2.11 (a) The graph of $f(x) = (\sin x)/x$ oscillates about the x -axis. The amplitude of the oscillations decreases toward zero as $x \rightarrow \pm\infty$. (b) A table of values for f that suggests $f(x) \rightarrow 0$ as $x \rightarrow \infty$. (Example 2)

X	Y1
100	-.0051
200	-.0026
300	-.0018
400	-.0013
500	-.0010
600	-.0008
700	-.0006

Figure 2.11 (b) A table of values for f that suggests $f(x) \rightarrow 0$ as $x \rightarrow \infty$. (Example 2)

Confirm Numerically The table in Figure 2.10b confirms the rapid approach of $f(x)$ toward 1 as $x \rightarrow \infty$. Since f is an odd function of x , we can expect its values to approach -1 in a similar way as $x \rightarrow -\infty$.

Now Try Exercise 5.

Sandwich Theorem Revisited

The Sandwich Theorem also holds for limits as $x \rightarrow \pm\infty$.

EXAMPLE 2 Finding a Limit as x Approaches ∞

Find $\lim_{x \rightarrow \infty} f(x)$ for $f(x) = \frac{\sin x}{x}$.

SOLUTION

Solve Graphically and Numerically The graph and table of values in Figure 2.11 suggest that $y = 0$ is the horizontal asymptote of f .

Confirm Analytically We know that $-1 \leq \sin x \leq 1$. So, for $x > 0$ we have

$$-\frac{1}{x} \leq \frac{\sin x}{x} \leq \frac{1}{x}.$$

Therefore, by the Sandwich Theorem,

$$0 = \lim_{x \rightarrow \infty} \left(-\frac{1}{x}\right) = \lim_{x \rightarrow \infty} \frac{\sin x}{x} = \lim_{x \rightarrow \infty} \frac{1}{x} = 0.$$

Since $(\sin x)/x$ is an even function of x , we can also conclude that

$$\lim_{x \rightarrow -\infty} \frac{\sin x}{x} = 0.$$

Now Try Exercise 9.

Limits at infinity have properties similar to those of finite limits.

THEOREM 5 Properties of Limits as $x \rightarrow \pm\infty$

If L , M , and k are real numbers and

$$\lim_{x \rightarrow \pm\infty} f(x) = L \quad \text{and} \quad \lim_{x \rightarrow \pm\infty} g(x) = M, \text{ then}$$

$$1. \text{ Sum Rule: } \lim_{x \rightarrow \pm\infty} (f(x) + g(x)) = L + M$$

$$2. \text{ Difference Rule: } \lim_{x \rightarrow \pm\infty} (f(x) - g(x)) = L - M$$

$$3. \text{ Product Rule: } \lim_{x \rightarrow \pm\infty} (f(x) \cdot g(x)) = L \cdot M$$

$$4. \text{ Constant Multiple Rule: } \lim_{x \rightarrow \pm\infty} (k \cdot f(x)) = k \cdot L$$

$$5. \text{ Quotient Rule: } \lim_{x \rightarrow \pm\infty} \frac{f(x)}{g(x)} = \frac{L}{M}, M \neq 0$$

$$6. \text{ Power Rule: If } r \text{ and } s \text{ are integers, } s \neq 0, \text{ then}$$

$$\lim_{x \rightarrow \pm\infty} (f(x))^{r/s} = L^{r/s}$$

provided that $L^{r/s}$ is a real number.

We can use Theorem 5 to find limits at infinity of functions with complicated expressions, as illustrated in Example 3.

EXAMPLE 3 Using Theorem 5

Find $\lim_{x \rightarrow \infty} \frac{5x + \sin x}{x}$.

SOLUTION

Notice that

$$\frac{5x + \sin x}{x} = \frac{5x}{x} + \frac{\sin x}{x} = 5 + \frac{\sin x}{x}.$$

So,

$$\begin{aligned} \lim_{x \rightarrow \infty} \frac{5x + \sin x}{x} &= \lim_{x \rightarrow \infty} 5 + \lim_{x \rightarrow \infty} \frac{\sin x}{x} \\ &= 5 + 0 = 5. \end{aligned}$$

Sum Rule
Known values

Now Try Exercise 25.

EXPLORATION 1 Exploring Theorem 5

We must be careful how we apply Theorem 5.

- (Example 3 again) Let $f(x) = 5x + \sin x$ and $g(x) = x$. Do the limits as $x \rightarrow \infty$ of f and g exist? Can we apply the Quotient Rule to $\lim_{x \rightarrow \infty} f(x)/g(x)$? Explain. Does the limit of the quotient exist?
- Let $f(x) = \sin^2 x$ and $g(x) = \cos^2 x$. Describe the behavior of f and g as $x \rightarrow \infty$. Can we apply the Sum Rule to $\lim_{x \rightarrow \infty} (f(x) + g(x))$? Explain. Does the limit of the sum exist?
- Let $f(x) = \ln(2x)$ and $g(x) = \ln(x + 1)$. Find the limits as $x \rightarrow \infty$ of f and g . Can we apply the Difference Rule to $\lim_{x \rightarrow \infty} (f(x) - g(x))$? Explain. Does the limit of the difference exist?
- Based on parts 1–3, what advice might you give about applying Theorem 5?

Infinite Limits as $x \rightarrow a$

If the values of a function $f(x)$ outgrow all positive bounds as x approaches a finite number a , we say that $\lim_{x \rightarrow a} f(x) = \infty$. If the values of f become large and negative, exceeding all negative bounds as $x \rightarrow a$, we say that $\lim_{x \rightarrow a} f(x) = -\infty$.

Looking at $f(x) = 1/x$ (Figure 2.9, page 70), we observe that

$$\lim_{x \rightarrow 0^+} 1/x = \infty \quad \text{and} \quad \lim_{x \rightarrow 0^-} 1/x = -\infty.$$

We say that the line $x = 0$ is a *vertical asymptote* of the graph of f .

DEFINITION Vertical Asymptote

The line $x = a$ is a **vertical asymptote** of the graph of a function $y = f(x)$ if either

$$\lim_{x \rightarrow a^+} f(x) = \pm \infty \quad \text{or} \quad \lim_{x \rightarrow a^-} f(x) = \pm \infty.$$

EXAMPLE 4 Finding Vertical Asymptotes

Find the vertical asymptotes of $f(x) = \frac{1}{x^2}$. Describe the behavior to the left and right of each vertical asymptote.

SOLUTION

The values of the function approach ∞ on either side of $x = 0$.

$$\lim_{x \rightarrow 0^+} \frac{1}{x^2} = \infty \quad \text{and} \quad \lim_{x \rightarrow 0^-} \frac{1}{x^2} = \infty.$$

The line $x = 0$ is the only vertical asymptote.

Now Try Exercise 27.

We can also say that $\lim_{x \rightarrow 0} (1/x^2) = \infty$. We can make no such statement about $1/x$.

EXAMPLE 5 Finding Vertical Asymptotes

The graph of $f(x) = \tan x = (\sin x)/(\cos x)$ has infinitely many vertical asymptotes, one at each point where the cosine is zero. If a is an odd multiple of $\pi/2$, then

$$\lim_{x \rightarrow a^-} \tan x = -\infty \quad \text{and} \quad \lim_{x \rightarrow a^+} \tan x = \infty,$$

as suggested by Figure 2.12.

Now Try Exercise 31.

Figure 2.12 The graph of $f(x) = \tan x$ has a vertical asymptote at $\dots, -\frac{3\pi}{2}, -\frac{\pi}{2}, \frac{\pi}{2}, \frac{3\pi}{2}, \dots$ (Example 5)

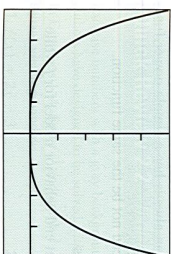
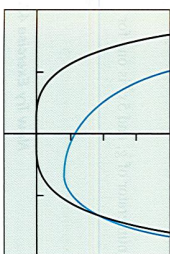
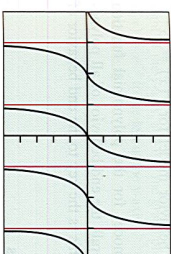


Figure 2.13 The graphs of f and g . (a) distinct for $|x|$ small, are (b) nearly identical for $|x|$ large. (Example 6)

You might think that the graph of a quotient always has a vertical asymptote where the denominator is zero, but that need not be the case. For example, we observed in Section 2.1 that $\lim_{x \rightarrow 0} (\sin x)/x = 1$.

End Behavior Models

For numerically large values of x , we can sometimes model the behavior of a complicated function by a simpler one that acts virtually in the same way.

EXAMPLE 6 Modeling Functions For $|x|$ Large

Let $f(x) = 3x^4 - 2x^3 + 3x^2 - 5x + 6$ and $g(x) = 3x^4$. Show that while f and g are quite different for numerically small values of x , they are virtually identical for $|x|$ large.

SOLUTION

Solve Graphically The graphs of f and g (Figure 2.13a), quite different near the origin, are virtually identical on a larger scale (Figure 2.13b).

Confirm Analytically We can test the claim that g models f for numerically large values of x by examining the ratio of the two functions as $x \rightarrow \pm\infty$. We find that

$$\begin{aligned} \lim_{x \rightarrow \pm\infty} \frac{f(x)}{g(x)} &= \lim_{x \rightarrow \pm\infty} \frac{3x^4 - 2x^3 + 3x^2 - 5x + 6}{3x^4} \\ &= \lim_{x \rightarrow \pm\infty} \left(1 - \frac{2}{3x} + \frac{1}{x^2} - \frac{5}{3x^3} + \frac{2}{x^4} \right) \\ &= 1. \end{aligned}$$

convincing evidence that f and g behave alike for $|x|$ large.

Now Try Exercise 39.

DEFINITION End Behavior Model

The function g is

$$(a) \text{ a right end behavior model for } f \text{ if and only if } \lim_{x \rightarrow \infty} \frac{f(x)}{g(x)} = 1.$$

$$(b) \text{ a left end behavior model for } f \text{ if and only if } \lim_{x \rightarrow -\infty} \frac{f(x)}{g(x)} = 1.$$

If one function provides both a left and right end behavior model, it is simply called an **end behavior model**. Thus, $g(x) = 3x^4$ is an end behavior model for $f(x) = 3x^4 - 2x^3 + 3x^2 - 5x + 6$ (Example 6).

In general, $g(x) = a_n x^n$ is an end behavior model for the polynomial function $f(x) = a_n x^n + a_{n-1} x^{n-1} + \cdots + a_0$, $a_n \neq 0$. Overall, the end behavior of all polynomials behave like the end behavior of monomials. This is the key to the end behavior of rational functions, as illustrated in Example 7.

EXAMPLE 7 Finding End Behavior Models

Find an end behavior model for

$$(a) f(x) = \frac{2x^5 + x^4 - x^2 + 1}{3x^2 - 5x + 7} \quad (b) g(x) = \frac{2x^3 - x^2 + x - 1}{5x^3 + x^2 + x - 5}$$

SOLUTION

(a) Notice that $2x^5$ is an end behavior model for the numerator of f , and $3x^2$ is one for the denominator. This makes

$$\frac{2x^5}{3x^2} = \frac{2}{3}x^3$$

an end behavior model for f .

(b) Similarly, $2x^3$ is an end behavior model for the numerator of g , and $5x^3$ is one for the denominator of g . This makes

$$\frac{2x^3}{5x^3} = \frac{2}{5}$$

an end behavior model for g .

Now Try Exercise 43.

Notice in Example 7b that the end behavior model for g , $y = 2/5$, is also a horizontal asymptote of the graph of g , while in 7a, the graph of f does not have a horizontal asymptote. We can use the end behavior model of a rational function to identify any horizontal asymptote. We can see from Example 7 that a rational function always has a simple power function as an end behavior model.

A function's right and left end behavior models need not be the same function.

EXAMPLE 8 Finding End Behavior Models

Let $f(x) = x + e^{-x}$. Show that $g(x) = x$ is a right end behavior model for f while $h(x) = e^{-x}$ is a left end behavior model for f .

SOLUTION

On the right,

$$\lim_{x \rightarrow \infty} \frac{f(x)}{g(x)} = \lim_{x \rightarrow \infty} \frac{x + e^{-x}}{x} = \lim_{x \rightarrow \infty} \left(1 + \frac{e^{-x}}{x} \right) = 1 \text{ because } \lim_{x \rightarrow \infty} \frac{e^{-x}}{x} = 0.$$

continued

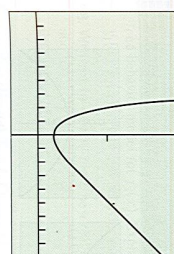


Figure 2.14 The graph of $f(x) = x + e^{-x}$ looks like the graph of $g(x) = x$ to the right of the y-axis, and like the graph of $h(x) = e^{-x}$ to the left of the y-axis. (Example 8)

On the left,

$$\lim_{x \rightarrow -\infty} \frac{f(x)}{h(x)} = \lim_{x \rightarrow -\infty} \frac{x + e^{-x}}{e^{-x}} = \lim_{x \rightarrow -\infty} \left(\frac{x}{e^{-x}} + 1 \right) = 1 \text{ because } \lim_{x \rightarrow -\infty} \frac{x}{e^{-x}} = 0.$$

The graph of f in Figure 2.14 supports these end behavior conclusions.

Now Try Exercise 45.

"Seeing" Limits as $x \rightarrow \pm\infty$

We can investigate the graph of $y = f(x)$ as $x \rightarrow \pm\infty$ by investigating the graph of $y = f(1/x)$ as $x \rightarrow 0$.

EXAMPLE 9 Using Substitution

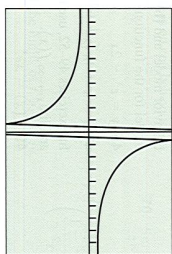
Find $\lim_{x \rightarrow \infty} \sin(1/x)$.

SOLUTION

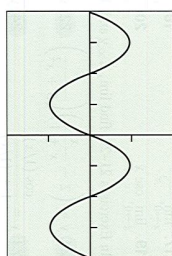
Figure 2.15a suggests that the limit is 0. Indeed, replacing $\lim_{x \rightarrow \infty} \sin(1/x)$ by the equivalent $\lim_{x \rightarrow 0} \sin x = 0$ (Figure 2.15b), we find

$$\lim_{x \rightarrow \infty} \sin 1/x = \lim_{x \rightarrow 0} \sin x = 0.$$

Now Try Exercise 49.



(a)



(b)

Figure 2.15 The graphs of (a) $f(x) = \sin(1/x)$ and (b) $g(x) = f(1/x) = \sin x$. (Example 9)

Quick Review 2.2 (For help, go to Sections 1.2 and 1.5.)

Exercise numbers with a gray background indicate problems that the authors have designed to be solved *without a calculator*.

In Exercises 1–4, find f^{-1} and graph f , f^{-1} , and $y = x$ in the same square viewing window.

1. $f(x) = 2x - 3$

2. $f(x) = e^x$

3. $f(x) = \tan^{-1} x$

4. $f(x) = \cot^{-1} x$

In Exercises 5 and 6, find the quotient $q(x)$ and remainder $r(x)$ when $f(x)$ is divided by $g(x)$.

5. $f(x) = 2x^3 - 3x^2 + x - 1$, $g(x) = 3x^3 + 4x - 5$

6. $f(x) = 2x^5 - x^3 + x - 1$, $g(x) = x^3 - x^2 + 1$

In Exercises 7–10, write a formula for (a) $f(-x)$ and (b) $f(1/x)$. Simplify where possible.

7. $f(x) = \cos x$

8. $f(x) = e^{-x}$

9. $f(x) = \frac{\ln x}{x}$

10. $f(x) = \left(x + \frac{1}{x}\right) \sin x$

Section 2.2 Exercises

In Exercises 1–8, use graphs and tables to find (a) $\lim_{x \rightarrow \infty} f(x)$ and (b) $\lim_{x \rightarrow -\infty} f(x)$. (c) Identify all horizontal asymptotes.

1. $f(x) = \cos\left(\frac{1}{x}\right)$

2. $f(x) = \frac{\sin 2x}{x}$

3. $f(x) = \frac{e^{-x}}{x}$

4. $f(x) = \frac{3x^3 - x + 1}{x + 3}$

5. $f(x) = \frac{3x + 1}{|x| + 2}$

6. $f(x) = \frac{2x - 1}{|x| - 3}$

7. $f(x) = \frac{x}{|x|}$

8. $f(x) = \frac{|x|}{|x| + 1}$

In Exercises 9–12, find the limit and confirm your answer using the Sandwich Theorem.

9. $\lim_{x \rightarrow \infty} \frac{1 - \cos x}{x^2}$

10. $\lim_{x \rightarrow \infty} \frac{1 - \cos x}{x^2}$

11. $\lim_{x \rightarrow \infty} \frac{\sin x}{x}$

12. $\lim_{x \rightarrow \infty} \frac{\sin(x^2)}{x}$

In Exercises 13–20, use graphs and tables to find the limits.

13. $\lim_{x \rightarrow -2} \frac{1}{x^2 - 2}$

14. $\lim_{x \rightarrow -2} \frac{x}{x^2 - 2}$

15. $\lim_{x \rightarrow -2} \frac{1}{x + 3}$

16. $\lim_{x \rightarrow -2} \frac{1}{x^2 + 3}$

17. $\lim_{x \rightarrow 0} \frac{\ln x}{x}$

18. $\lim_{x \rightarrow 0} \frac{\ln x}{x}$

19. $\lim_{x \rightarrow 0} \sec x$

20. $\lim_{x \rightarrow 0} \sec x$

21. $y = \left(2 - \frac{x}{x+1}\right) \left(\frac{x^2}{5+x^2}\right)$

22. $y = \left(\frac{2}{x+1}\right) \left(\frac{5x^2-1}{x^2}\right)$

23. $y = \frac{1}{1 + (1/x)}$

24. $y = \frac{2x}{2x + \sin x}$

25. $y = \frac{2x^2 + x}{2x^2}$

26. $y = \frac{x \sin x + 2 \sin x}{2x^2}$

In Exercises 27–34, (a) find the vertical asymptotes of the graph of $f(x)$. (b) Describe the behavior of $f(x)$ to the left and right of each vertical asymptote.

27. $f(x) = \frac{1}{x^2 - 4}$

28. $f(x) = \frac{x^2 - 1}{2x + 4}$

29. $f(x) = \frac{x^3 - 2x}{x + 1}$

30. $f(x) = \frac{1 - x}{2x^2 - 5x - 3}$

31. $f(x) = \cot x$

32. $f(x) = \sec x$

33. $f(x) = \frac{\tan x}{\sin x}$

34. $f(x) = \frac{\cos x}{\cot x}$

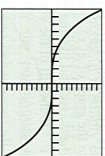
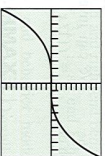
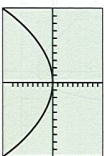
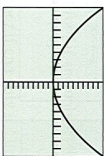
In Exercises 35–38, match the function with the graph of its end behavior model.

35. $y = \frac{2x^3 - 3x^2 + 1}{x + 3}$

36. $y = \frac{x^3 - x^4 + x + 1}{2x^2 + x - 3}$

37. $y = \frac{2x^4 - x^3 + x^2 - 1}{2 - x}$

38. $y = \frac{x^4 - 3x^3 + x^2 - 1}{1 - x^2}$



In Exercises 39–44, (a) find a power function end behavior model for f . (b) Identify any horizontal asymptotes.

39. $f(x) = 3x^2 - 2x + 1$

40. $f(x) = -4x^3 + x^2 - 2x - 1$

41. $f(x) = \frac{2x^2 - 2x + 1}{x - 2}$

42. $f(x) = \frac{3x^2 - x + 5}{x^2 - 4}$

43. $f(x) = \frac{4x^3 - 2x + 1}{x - 2}$

44. $f(x) = \frac{-x^4 + 2x^2 + x - 3}{x^2 - 4}$

In Exercises 45–48, find (a) a simple basic function as a right end behavior model and (b) a simple basic function as a left end behavior model for the function.

45. $y = e^x - 2x$

46. $y = x^2 + e^{-x}$

47. $y = x + \ln |x|$

48. $y = x^2 + \sin x$

In Exercises 49–52, use the graph of $y = f(x)$ to find $\lim_{x \rightarrow \infty} f(x)$ and $\lim_{x \rightarrow -\infty} f(x)$.

49. $f(x) = xe^x$

50. $f(x) = x^2e^{-x}$

51. $f(x) = \frac{\ln |x|}{x}$

52. $f(x) = x \sin \frac{1}{x}$

In Exercises 53 and 54, find the limit of $f(x)$ as (a) $x \rightarrow -\infty$, (b) $x \rightarrow \infty$, (c) $x \rightarrow 0^-$, and (d) $x \rightarrow 0^+$.

53. $f(x) = \begin{cases} 1/x, & x < 0 \\ -1, & x \geq 0 \end{cases}$

54. $f(x) = \begin{cases} x - 2, & x \leq 0 \\ x - 1, & x > 0 \end{cases}$

Group Activity In Exercises 55 and 56, sketch a graph of a function $y = f(x)$ that satisfies the stated conditions. Include any asymptotes.

55. $\lim_{x \rightarrow 1} f(x) = 2$, $\lim_{x \rightarrow 2} f(x) = \infty$, $\lim_{x \rightarrow 3} f(x) = \infty$, $\lim_{x \rightarrow 4} f(x) = -\infty$, $\lim_{x \rightarrow 5} f(x) = \infty$

56. $\lim_{x \rightarrow 2} f(x) = -1$, $\lim_{x \rightarrow 3} f(x) = \infty$, $\lim_{x \rightarrow 4} f(x) = -\infty$, $\lim_{x \rightarrow 5} f(x) = \infty$

57. $\lim_{x \rightarrow \infty} f(x) = \infty$, $\lim_{x \rightarrow -\infty} f(x) = 2$

57. Group Activity End Behavior Models Suppose that $g_1(x)$ is a right end behavior model for $f_1(x)$ and that $g_2(x)$ is a right end behavior model for $f_2(x)$. Explain why this makes

$g_1(x)/g_2(x)$ a right end behavior model for $f_1(x)/f_2(x)$.

58. Writing to Learn Let L be a real number, $\lim_{x \rightarrow c} f(x) = L$, and $\lim_{x \rightarrow c} g(x) = \infty$ or $-\infty$. Can $\lim_{x \rightarrow c} (f(x) + g(x))$ be determined? Explain.

Standardized Test Questions

59. True or False It is possible for a function to have more than one horizontal asymptote. Justify your answer.

60. True or False If $f(x)$ has a vertical asymptote at $x = c$, then either $\lim_{x \rightarrow c^-} f(x) = \infty$, $\lim_{x \rightarrow c^-} f(x) = -\infty$, or $\lim_{x \rightarrow c^-} f(x) = L$, and $\lim_{x \rightarrow c^+} f(x) = -\infty$, $\lim_{x \rightarrow c^+} f(x) = \infty$, or $\lim_{x \rightarrow c^+} f(x) = L$.

61. Multiple Choice $\lim_{x \rightarrow 2} \frac{x - 2}{x^2 - 2} =$

- (A) $-\infty$ (B) ∞ (C) 1 (D) $-1/2$ (E) -1

You may use a graphing calculator to solve the following problems.

62. Multiple Choice $\lim_{x \rightarrow 0} \frac{\cos(2x)}{x} =$

- (A) $1/2$ (B) 1 (C) 2 (D) $\cos 2$ (E) does not exist

63. Multiple Choice $\lim_{x \rightarrow 0} \frac{\sin(3x)}{x} =$

- (A) $1/3$ (B) 1 (C) 3 (D) $\sin 3$ (E) does not exist

64. Multiple Choice Which of the following is an end behavior for

$f(x) = 2x^3 - x^2 + x + 1$?

- (A) x^3 (B) $2x^3$ (C) $1/x^3$ (D) 2 (E) $1/2$

Exploration

65. Exploring Properties of Limits Find the limits of f , g , and fg as $x \rightarrow c$.

(a) $f(x) = \frac{1}{x}$, $g(x) = x$, $c = 0$

(b) $f(x) = -\frac{2}{x^3}$, $g(x) = 4x^3$, $c = 0$

(c) $f(x) = \frac{3}{x - 2}$, $g(x) = (x - 2)^3$, $c = 2$

(d) $f(x) = \frac{(3 - x)^4}{5}$, $g(x) = (x - 3)^2$, $c = 3$

66. Writing to Learn Suppose that $\lim_{x \rightarrow c} f(x) = 0$ and $\lim_{x \rightarrow c} g(x) = \infty$. Based on your observations in parts (a)–(d), what can you say about $\lim_{x \rightarrow c} (f(x) \cdot g(x))$?

Extending the Ideas

67. The Greatest Integer Function

(a) Show that $\frac{x - 1}{x} < \frac{\lfloor x \rfloor}{x} \leq 1$ ($x > 0$) and $\frac{x - 1}{x} > \frac{\lfloor x \rfloor}{x} \geq 1$ ($x < 0$).

(b) Determine $\lim_{x \rightarrow \infty} \frac{\lfloor x \rfloor}{x}$.

(c) Determine $\lim_{x \rightarrow -\infty} \frac{\lfloor x \rfloor}{x}$.

68. Sandwich Theorem Use the Sandwich Theorem to confirm the limit as $x \rightarrow \infty$ found in Exercise 3.

69. Writing to Learn Explain why there is no value L for which $\lim_{x \rightarrow \infty} \sin x = L$.

In Exercises 70–71, find the limit. Give a convincing argument that the value is correct.

70. $\lim_{x \rightarrow \infty} \frac{\ln x^2}{\ln x}$

71. $\lim_{x \rightarrow \infty} \frac{\ln(x + 1)}{\ln x}$

Quick Quiz for AP* Preparation: Sections 2.1 and 2.2

1. Multiple Choice Find $\lim_{x \rightarrow 3} \frac{x^2 - x - 6}{x - 3}$, if it exists.

- (A) -1 (B) 1 (C) 2 (D) 5 (E) does not exist

2. Multiple Choice Find $\lim_{x \rightarrow 2^+} f(x)$, if it exists, where

$f(x) = \begin{cases} 3x + 1, & x < 2 \\ \frac{5}{x + 1}, & x \geq 2 \end{cases}$

- (A) $5/3$ (B) $13/3$ (C) 7 (D) ∞ (E) does not exist

3. Multiple Choice Which of the following lines is a horizontal asymptote for

$f(x) = \frac{3x^3 - x^2 + x - 7}{2x^2 + 4x - 5}$

- (A) $y = \frac{3}{2}$ (B) $y = 0$ (C) $y = 2/3$ (D) $y = 7/5$ (E) $y = 3/2$

4. Free Response Let $f(x) = \frac{\cos x}{x}$.

(a) Find the domain and range of f .

(b) Is f even, odd, or neither? Justify your answer.

(c) Find $\lim_{x \rightarrow \infty} f(x)$.

(d) Use the Sandwich Theorem to justify your answer to part (c).